

Model School Meham

Holidays Homework (2022-23)

Class 2

Dear parents and pupils

Hope you are happy and safe! It's summer vacation and the right occasion for the entire family to indulge in fun and frolic .Holidays are the perfect time to relax,develop hobbies and skills by performing thought provoking innovation activities as a family. During the long hot afternoon beat the heat by staying indoors and doing some innovation activities to make the vacation more exciting constructive and fruitful. We have planned some interesting activities for the kids to enhance their creativity, life skills and values. So get ready to enjoy the vacation in your child's company.



- ◇ H-Happiness is when you help
- ◇ O-One good turn deserves another
- ◇ L- Learn a new skill every week as learning new skills is always energizing.
- ◇ I-Inculcate good manners.
- ◇ D- Dad, my superman.
- ◇ A- Avoid video games.
- ◇ Y- Yoga at home.
- ◇ S- Stay home,stay healthy.

Guidelines for Holidays Homework

👉 Label your Holidays Homework and submit it in a handmade folder,put in an eco friendly paper bag made by you using old newspaper.

- 👉 Assign a permanent workplace and a work time. It brings in discipline in your life.
- 👉 Use a lead pencil.
- 👉 Slant your paper at 45 degree to have a proper tilt.
- 👉 Never lift your pencil when writing a letter, word.
- 👉 Do your written work in extra notebook.
- 👉 Your written Work should be neat and clean.
- 👉 Improve your reading in Eng.& Hindi.

ENGLISH

- ☆ Write 📖 one page cursive writing everyday in a 4lined notebook.
- ☆ Learn ex. of Ch-1,2 and 3
- ☆ Do Ch-2 and 3 in practice book.
- ☆ Make a Get-well-soon card and decorate the front of your Get-well-soon card by tearing and pasting bits of black and white paper.

Grammar Topics 👉

Do more practice with the help of these videos

Punctuation :- <https://youtu.be/Y-DTA0PeVz4>

Numbers :- <https://youtu.be/BI1Syz9I2n0>

A,an, the :- <https://youtu.be/VNyLSD-L9VQ>

Naming Words :- https://youtu.be/WN_Z0syQSB4

- ☆ Look at the picture below 👉 and then write 4 sentences about it.



Maths

- Do more and more practice of Chapter 1,2,3 and 4 of your Maths Course Book with new digits and numbers.
- Do Ch-4 in your Maths Practice Book.
- Learn tables 2 to 15. Write 5 times in your notebook.

<https://youtu.be/a4tVUxREmUg>

- Make a project on Repeated Addition
- Worksheets 

Adding 2-digit numbers in columns (with regrouping)

Grade 2 Addition Worksheet













Find the sum.

| | | | |
|---|---|---|---|
| 1) $\begin{array}{r} 15 \\ + 99 \\ \hline \end{array}$ | 2) $\begin{array}{r} 52 \\ + 78 \\ \hline \end{array}$ | 3) $\begin{array}{r} 74 \\ + 67 \\ \hline \end{array}$ | 4) $\begin{array}{r} 6 \\ + 85 \\ \hline \end{array}$ |
| 5) $\begin{array}{r} 97 \\ + 56 \\ \hline \end{array}$ | 6) $\begin{array}{r} 84 \\ + 36 \\ \hline \end{array}$ | 7) $\begin{array}{r} 54 \\ + 88 \\ \hline \end{array}$ | 8) $\begin{array}{r} 74 \\ + 96 \\ \hline \end{array}$ |
| 9) $\begin{array}{r} 98 \\ + 93 \\ \hline \end{array}$ | 10) $\begin{array}{r} 19 \\ + 92 \\ \hline \end{array}$ | 11) $\begin{array}{r} 53 \\ + 67 \\ \hline \end{array}$ | 12) $\begin{array}{r} 44 \\ + 98 \\ \hline \end{array}$ |
| 13) $\begin{array}{r} 92 \\ + 8 \\ \hline \end{array}$ | 14) $\begin{array}{r} 54 \\ + 57 \\ \hline \end{array}$ | 15) $\begin{array}{r} 44 \\ + 78 \\ \hline \end{array}$ | 16) $\begin{array}{r} 81 \\ + 39 \\ \hline \end{array}$ |
| 17) $\begin{array}{r} 87 \\ + 95 \\ \hline \end{array}$ | 18) $\begin{array}{r} 86 \\ + 54 \\ \hline \end{array}$ | 19) $\begin{array}{r} 48 \\ + 92 \\ \hline \end{array}$ | 20) $\begin{array}{r} 61 \\ + 99 \\ \hline \end{array}$ |

Online reading & math for K-5 www.k5learning.com

Count and Add up to 20










Name: _____ Score: _____

-  +  =
-  +  =
-  +  =
-  +  =
-  +  =
-  +  =




copyright: www.k5learning.com

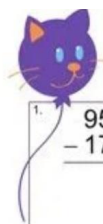
Math Worksheets Addition Equations

Look at the number of fruit in the story problems below and write the addition equation below it

-  +  = 
 + =
-  +  = 
 + =
-  +  = 
 + =

Christmas Subtraction Worksheet

| | | | | | |
|---|---|---|---|---|---|
|  |  | Christmas Subtraction Worksheet | | |  |
| $\begin{array}{r} 73 \\ - 21 \\ \hline \end{array}$ | $\begin{array}{r} 97 \\ - 14 \\ \hline \end{array}$ | $\begin{array}{r} 44 \\ - 19 \\ \hline \end{array}$ | $\begin{array}{r} 68 \\ - 13 \\ \hline \end{array}$ | $\begin{array}{r} 83 \\ - 77 \\ \hline \end{array}$ | |
| $\begin{array}{r} 86 \\ - 21 \\ \hline \end{array}$ | $\begin{array}{r} 53 \\ - 20 \\ \hline \end{array}$ | $\begin{array}{r} 76 \\ - 59 \\ \hline \end{array}$ | $\begin{array}{r} 78 \\ - 36 \\ \hline \end{array}$ | $\begin{array}{r} 49 \\ - 14 \\ \hline \end{array}$ | |
| $\begin{array}{r} 99 \\ - 42 \\ \hline \end{array}$ | $\begin{array}{r} 74 \\ - 69 \\ \hline \end{array}$ | $\begin{array}{r} 48 \\ - 18 \\ \hline \end{array}$ | $\begin{array}{r} 90 \\ - 71 \\ \hline \end{array}$ | $\begin{array}{r} 86 \\ - 86 \\ \hline \end{array}$ | |
| $\begin{array}{r} 73 \\ - 16 \\ \hline \end{array}$ | $\begin{array}{r} 72 \\ - 64 \\ \hline \end{array}$ | $\begin{array}{r} 87 \\ - 57 \\ \hline \end{array}$ | $\begin{array}{r} 43 \\ - 14 \\ \hline \end{array}$ | $\begin{array}{r} 26 \\ - 15 \\ \hline \end{array}$ | |
| $\begin{array}{r} 87 \\ - 58 \\ \hline \end{array}$ | $\begin{array}{r} 80 \\ - 22 \\ \hline \end{array}$ | $\begin{array}{r} 54 \\ - 38 \\ \hline \end{array}$ | $\begin{array}{r} 61 \\ - 56 \\ \hline \end{array}$ | $\begin{array}{r} 93 \\ - 79 \\ \hline \end{array}$ | |



Balloons: Practice Subtraction

Subtract these numbers. You may need to borrow.
Then answer the question below.

| | | | |
|--|---|---|---|
| 1. $\begin{array}{r} 95 \\ - 17 \\ \hline \end{array}$ | 2. $\begin{array}{r} 60 \\ - 44 \\ \hline \end{array}$ | 3. $\begin{array}{r} 23 \\ - 11 \\ \hline \end{array}$ | 4. $\begin{array}{r} 86 \\ - 18 \\ \hline \end{array}$ |
| 5. $\begin{array}{r} 49 \\ - 21 \\ \hline \end{array}$ | 6. $\begin{array}{r} 96 \\ - 81 \\ \hline \end{array}$ | 7. $\begin{array}{r} 75 \\ - 16 \\ \hline \end{array}$ | 8. $\begin{array}{r} 56 \\ - 51 \\ \hline \end{array}$ |
| 9. $\begin{array}{r} 45 \\ - 26 \\ \hline \end{array}$ | 10. $\begin{array}{r} 61 \\ - 33 \\ \hline \end{array}$ | 11. $\begin{array}{r} 74 \\ - 58 \\ \hline \end{array}$ | 12. $\begin{array}{r} 96 \\ - 79 \\ \hline \end{array}$ |

Open Expand



Subtracting with regrouping

Grade 2 Subtraction Worksheet

Find the difference.

- 1) $53 - 7 =$ _____
- 2) $47 - 8 =$ _____
- 3) $97 - 2 =$ _____
- 4) $72 - 2 =$ _____
- 5) $22 - 7 =$ _____
- 6) $63 - 3 =$ _____
- 7) $93 - 7 =$ _____
- 8) $86 - 6 =$ _____
- 9) $69 - 8 =$ _____
- 10) $94 - 3 =$ _____
- 11) $61 - 7 =$ _____
- 12) $60 - 7 =$ _____
- 13) $46 - 3 =$ _____
- 14) $87 - 5 =$ _____
- 15) $39 - 3 =$ _____
- 16) $46 - 6 =$ _____
- 17) $34 - 6 =$ _____
- 18) $71 - 5 =$ _____
- 19) $41 - 5 =$ _____
- 20) $76 - 5 =$ _____

Subtraction (1-10)



- | | | | | |
|----|---|---|---|----------------------|
| 10 | - | 3 | = | <input type="text"/> |
| 6 | - | 4 | = | <input type="text"/> |
| 8 | - | 5 | = | <input type="text"/> |
| 9 | - | 2 | = | <input type="text"/> |
| 7 | - | 5 | = | <input type="text"/> |
| 8 | - | 4 | = | <input type="text"/> |
| 9 | - | 5 | = | <input type="text"/> |
| 4 | - | 2 | = | <input type="text"/> |
| 6 | - | 0 | = | <input type="text"/> |
| 7 | - | 7 | = | <input type="text"/> |
| 7 | - | 3 | = | <input type="text"/> |

www.megaworkbook.com

Money - Addition

Complete the Following


- | | | |
|---------------------------------|---|-------------------------|
| $\text{Rs } 10 + \text{Rs } 2$ | = | <input type="text"/> Rs |
| $\text{Rs } 2 + \text{Rs } 2$ | = | <input type="text"/> Rs |
| $\text{Rs } 15 + \text{Rs } 3$ | = | <input type="text"/> Rs |
| $\text{Rs } 10 + \text{Rs } 1$ | = | <input type="text"/> Rs |
| $\text{Rs } 8 + \text{Rs } 8$ | = | <input type="text"/> Rs |
| $\text{Rs } 6 + \text{Rs } 3$ | = | <input type="text"/> Rs |
| $\text{Rs } 7 + \text{Rs } 3$ | = | <input type="text"/> Rs |
| $\text{Rs } 5 + \text{Rs } 4$ | = | <input type="text"/> Rs |
| $\text{Rs } 9 + \text{Rs } 9$ | = | <input type="text"/> Rs |
| $\text{Rs } 12 + \text{Rs } 12$ | = | <input type="text"/> Rs |





MATHSQUIZ


How many coins?


Answer the following questions.


How many  make Rs 25 ? _____



How many  make Rs 15 ? _____

How many  make Rs 32 ? _____

How many  make Rs 10 ? _____


How many  make Rs 100 ? _____


How many  make Rs 6 ? _____






Money


Lucy is shopping for toys. She has notes and coins with her in her purse. She has notes of Rs 20, Rs 10 and coins of Rs 5 and Rs 2. Help Lucy Find out how many of each of these notes or coins she must give to the shopkeeper to buy each of these toys.





 Rs + + +



 Rs 45

 Rs +

 Rs 20


 Rs + +

 Rs 37


Repeated Addition


You can use repeated addition to find the total number of objects in equal groups. For example, look at this problem.


 = 6


Since there are 3 equal groups of 2, the repeated addition sentence is: $2 + 2 + 2 = 6$.


Use repeated addition to find the total number of objects in each question below.


 =


 =

 =

 =

 =

 =



Copyright © 2016 Education.com LLC All Rights Reserved. No part of this work may be reproduced without written permission from education.com.

E.V.S

- ❑ Read chapter 1,2,3 and 4 carefully.
- ❑ Learn Que/Ans, Fill ups and True/False of Ch-1 and 2.
- ❑ Learn ex. of Ch-1,2,3 and 4.

- ❑ Complete your Practice book from ch-1 to 4.
- ❑ Draw any 6 means of transport in your fair notebook.

I.T

- ☆ Read and learn ch.1 and 2.
- ☆ Draw computer parts in your F.NB.
- ☆ Do pg.no. 13 and 20 (project work)in your I.T. book

Hindi

○ स्वर व व्यंजन याद करो!

<https://youtu.be/z7mpCGDX-AQ>


○ अपनी हिंदी की पाठ्य- पुस्तक + अभ्यास- पुस्तक भाग - 1 में से पाठ-1 से 3 का अभ्यास याद करो ।

○ विलोम शब्द पृष्ठ- 65, एक अनेक पृष्ठ-80 , गिनती 1 से 20 लिखों व याद करो।

○ प्रतिदिन 5-5 संज्ञा शब्द, क्रिया शब्द और विशेषण शब्द लिखों।

○ अपनी हिंदी की अभ्यास पुस्तक भाग -1 पेज नंबर -4 हाथी का चित्र बनाओ और रंग भरो।

- निम्नलिखित चित्र को देखकर कुछ वाक्य लिखिए।



G.K

- Learn assignment 1, 2 and 3.

Art Integrated Project

- English:-

Write 10 Sentences about Telangana.

- EVS:-

Paste pictures of Dance form of Telangana.

- Maths:-

How to write numbers 1 to 5 in Telangana and Haryana.

<https://youtu.be/7K3I-cXqiRI><https://youtu.be/7K3I-cXqiRI>

○Hindi:-

तेलगाना राज्य में बोली जाने वाली भाषा और वहां की वेशभूषा के बारे में चित्र सहित (परियोजना या project)

Some more Activities and suggestions


▲ Distribution of Project work is as follows:-


Roll no. 1 to 6- EVS

Roll no. 7 to 12-Hindi




Roll no. 13 to 18-- Maths

Roll no. 19 to 24--- Eng.

 Use 4 magic words 'please, Thankyou, Excuse me, Sorry' and see the difference.

 Help your mother to keep the house clean. Do small household jobs like dusting, watering the plants, laying dinner table and so on.....

 Keep your room clean and well organized.

 Do yoga or any other form of healthy activity   during the vacation.

🖥️ suggested T.V programs/channel websites; science kids,Brain pop com,Discovery,National Geographic kids and other educational channels.

Happy Holidays

Have fun!

